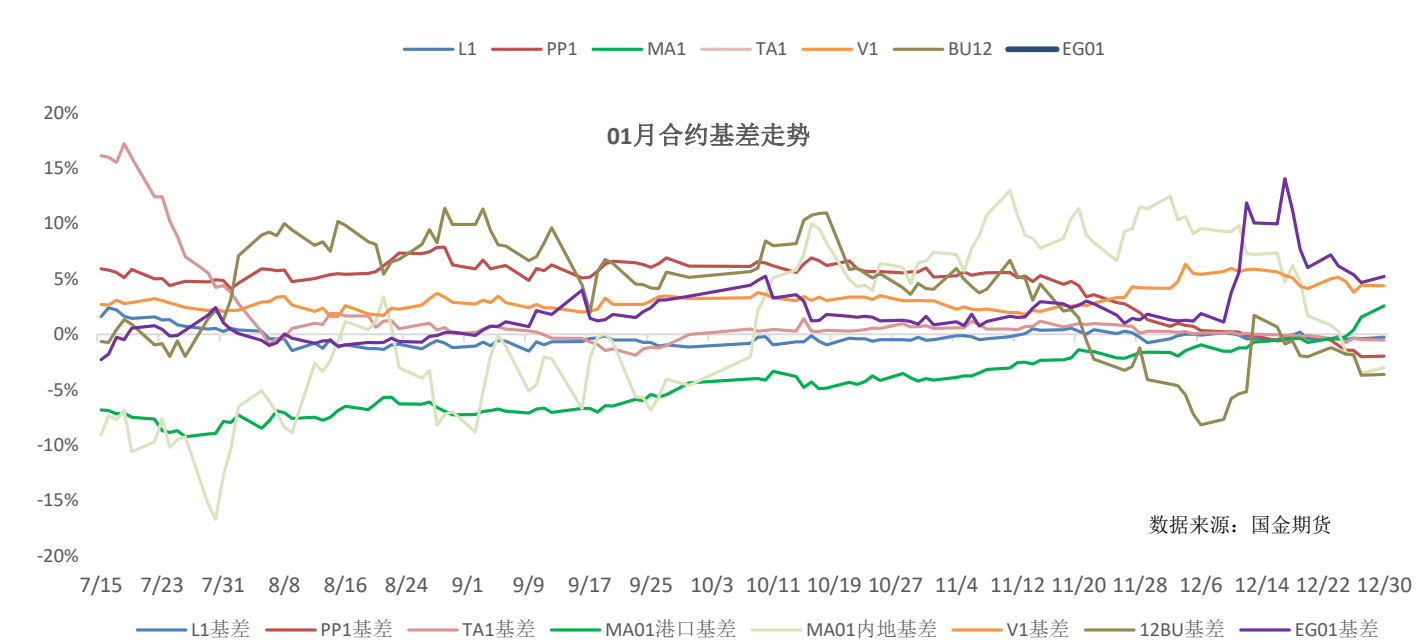
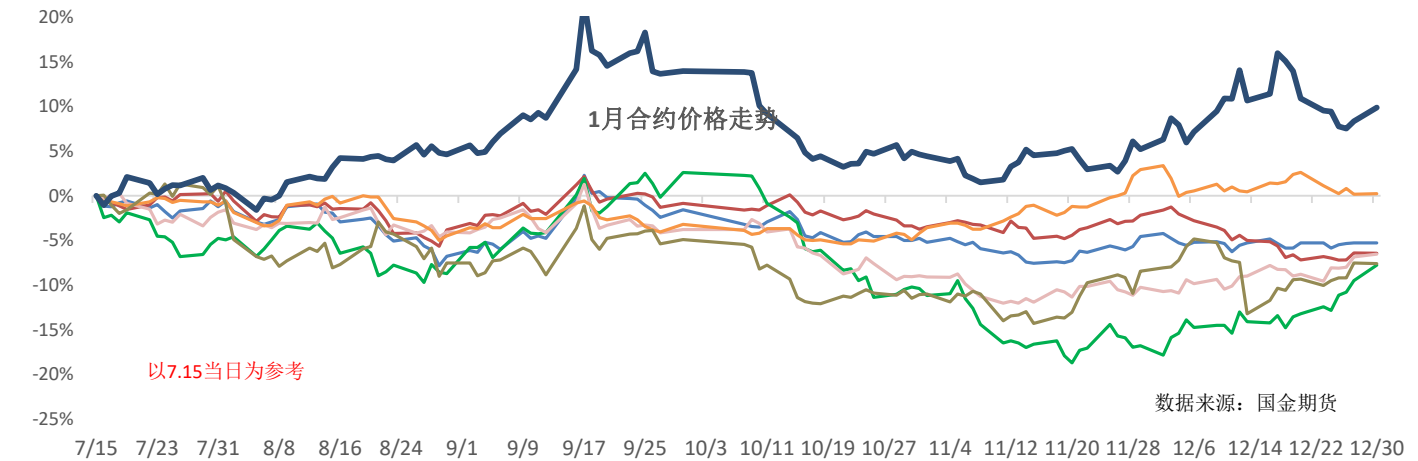
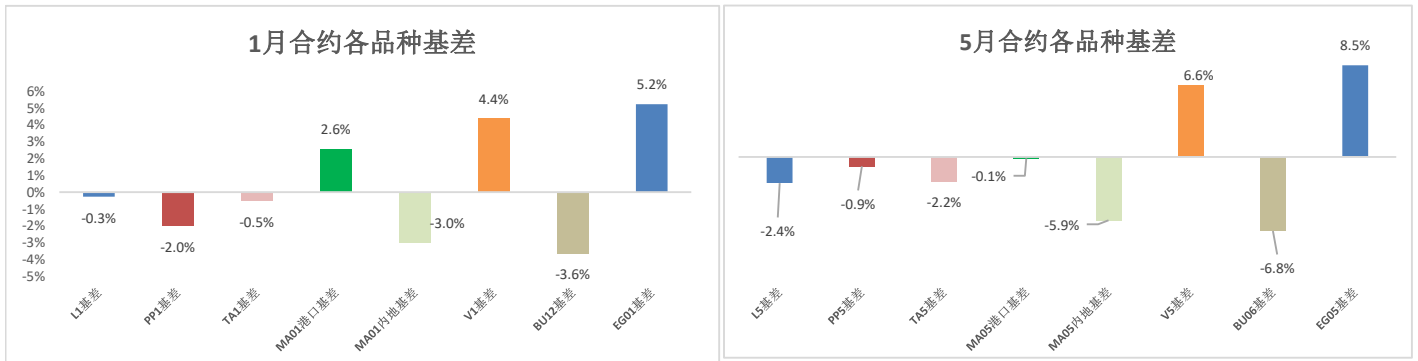


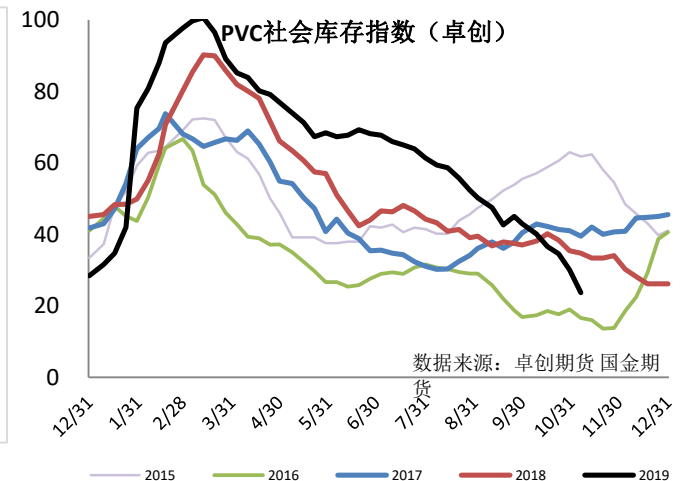
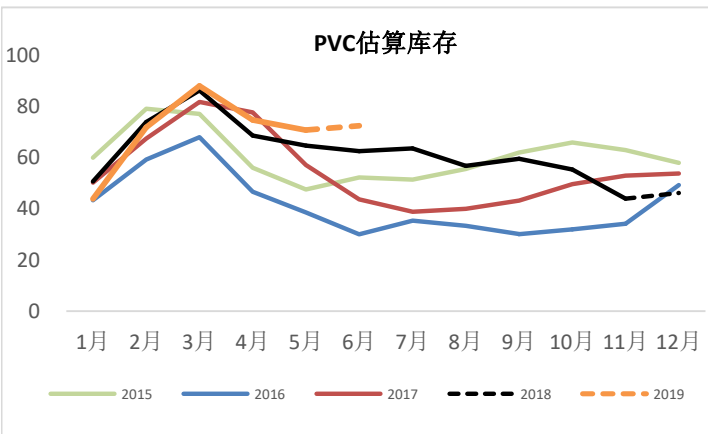
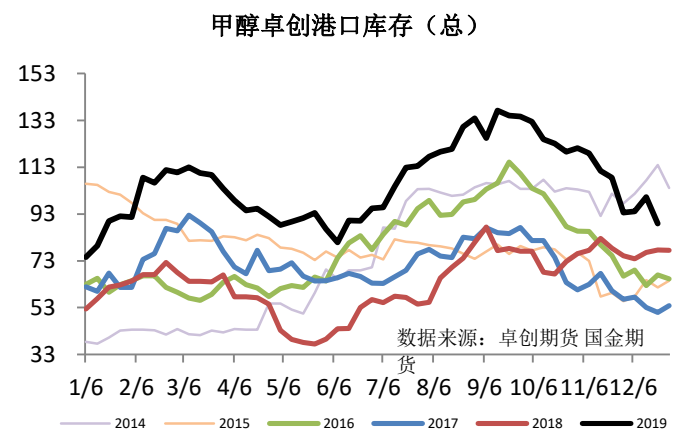
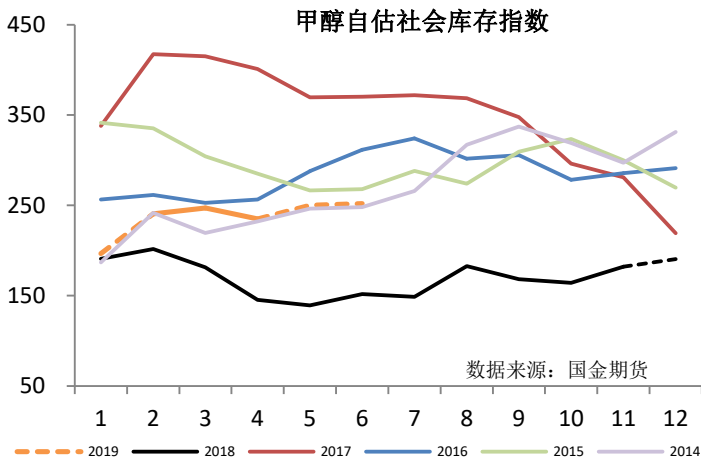
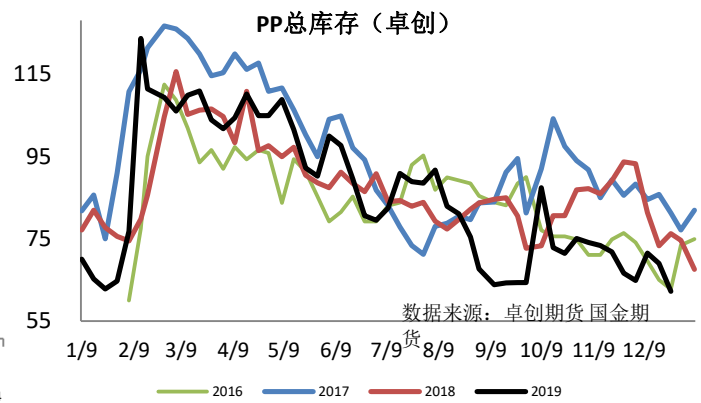
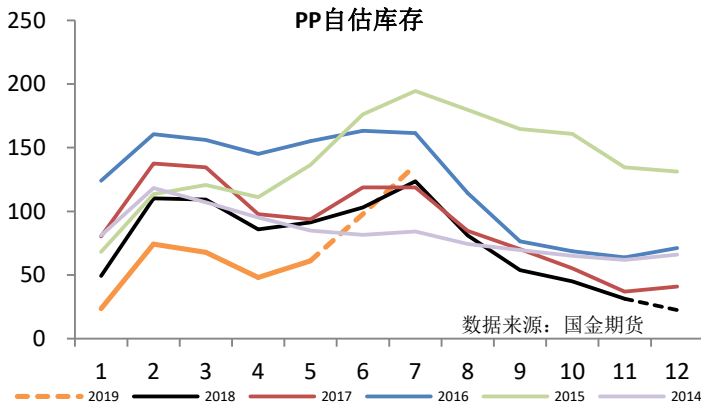
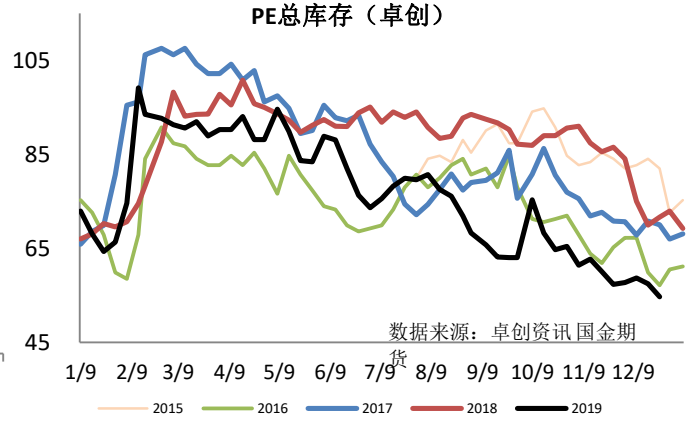
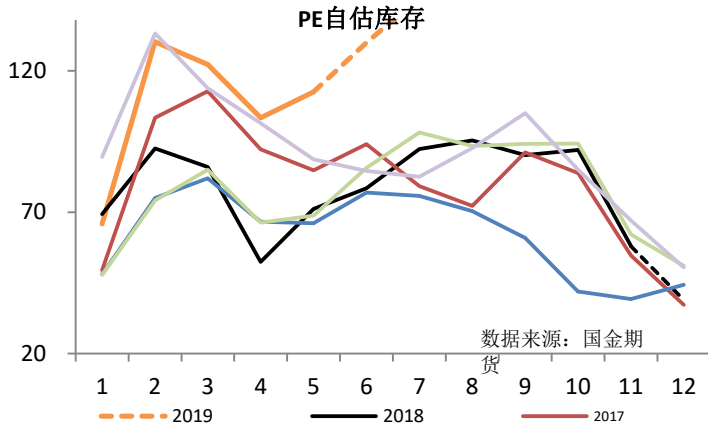
当日日度价格

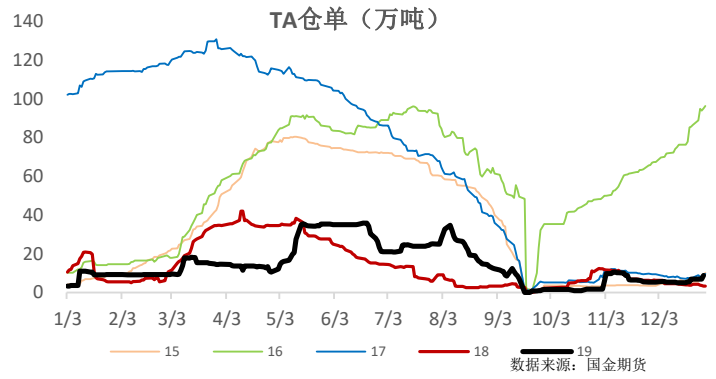
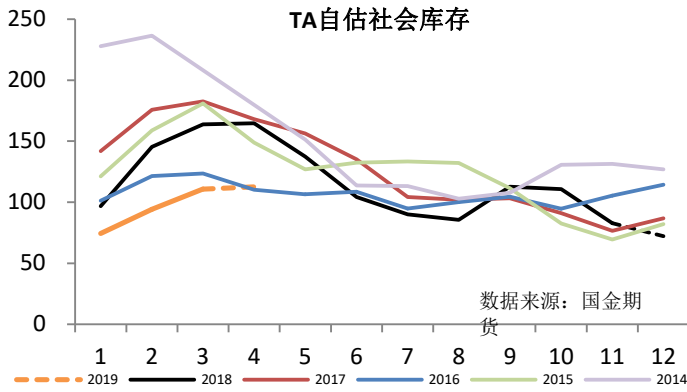
	现货价格	L	PP	TA	MA港口	MA内地换算	V	BU	EG
2019/12/27		7220	7570	4930	2155	2050	7000	2980	4970
2019/12/30		7230	7570	4945	2220	2100	7000	2980	4586
变动		0.1%	0.0%	0.3%	3.0%	2.4%	0.0%	0.0%	2.0%
	期货价格	L2005	PP2005	TA2005	MA2005	V2005	BU2006	EG2005	
2019/12/27		7375	7615	5040	2196	6505	3194	4586	
2019/12/30		7405	7635	5056	2223	6540	3184	4641	
变动		0.4%	0.3%	0.3%	1.2%	0.5%	-0.3%	1.2%	
	基差	L5基差	PP5基差	TA5基差	MA05港口基差	MA05内地基差	V5基差	BU06基差	EG05基差
2019/12/27		(155)	(45)	(110)	(41)	(146)	495	(214)	384
2019/12/30		(175)	(65)	(111)	(3)	(123)	460	(204)	429
变动		(20)	(20)	(1)	38	23	(35)	10	45
	期货价格	L2001	PP2001	TA2001	MA2001	V2001	BU1912	EG2001	
2019/12/27		7250	7723	4954	2122	6690	3090	4738	
2019/12/30		7250	7720	4970	2163	6695	3088	4805	
变动		0.0%	0.0%	0.3%	1.9%	0.1%	-0.1%	1.4%	
	基差	L1基差	PP1基差	TA1基差	MA01港口基差	MA01内地基差	V1基差	BU12基差	EG01基差
2019/12/27		(30)	(153)	(24)	33	(72)	310	(110)	232
2019/12/30		(20)	(150)	(25)	57	(63)	305	(108)	265
变动		10	3	(1)	24	9	(5)	2	33

基差静态排列、近期价格走势、近期基差走势



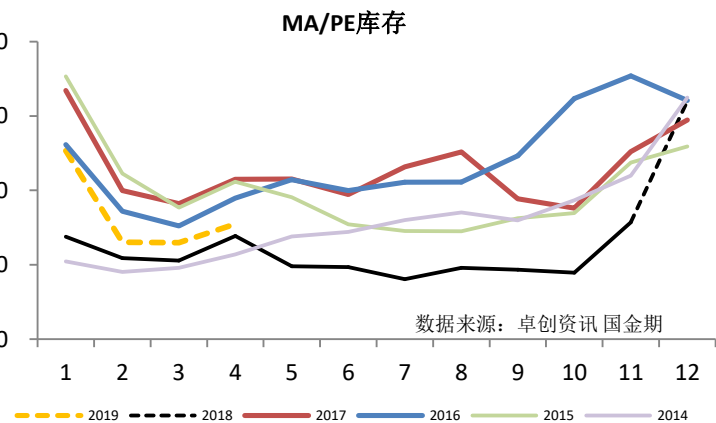
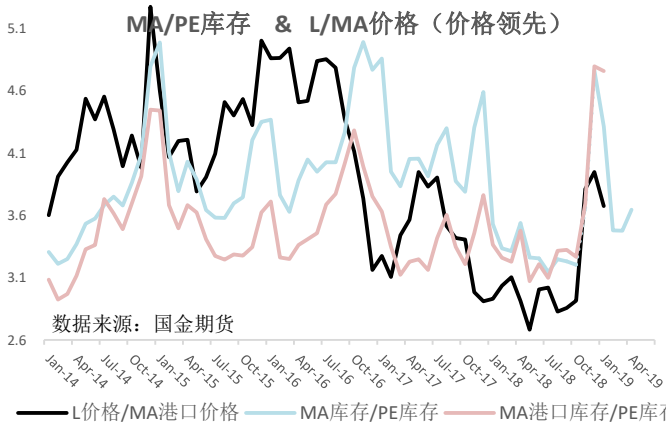
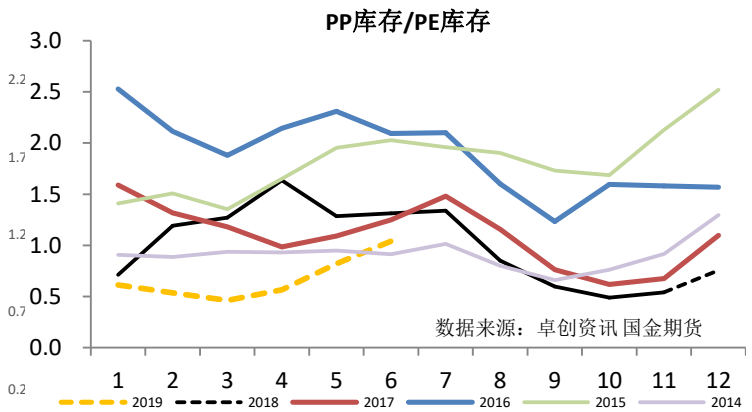
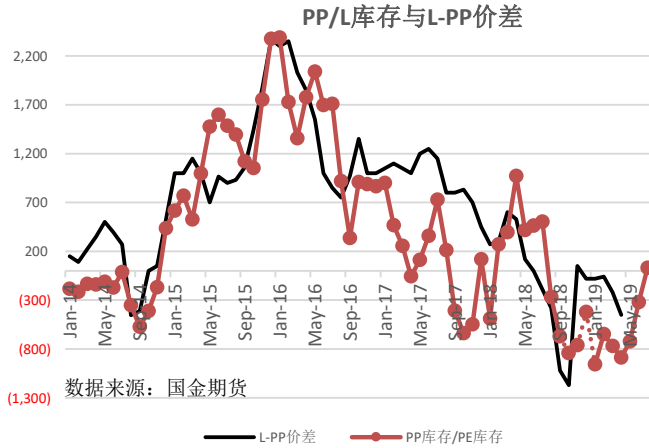
自估平衡表展望库存&资讯网站实际库存图

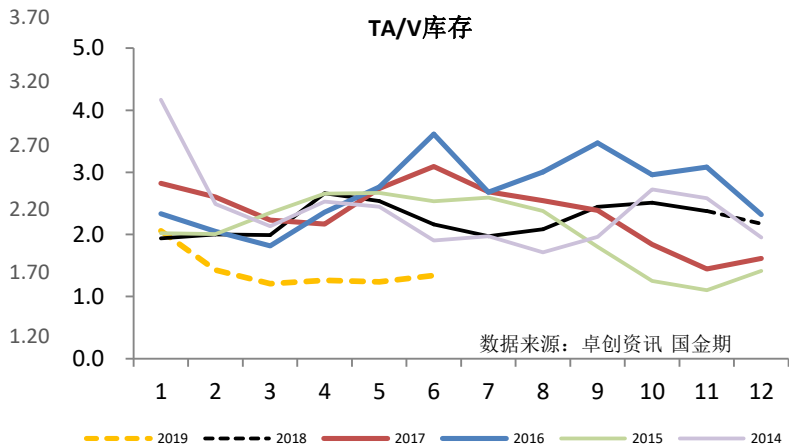
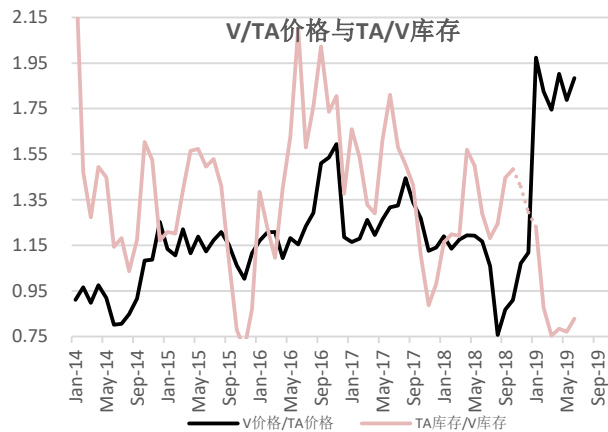
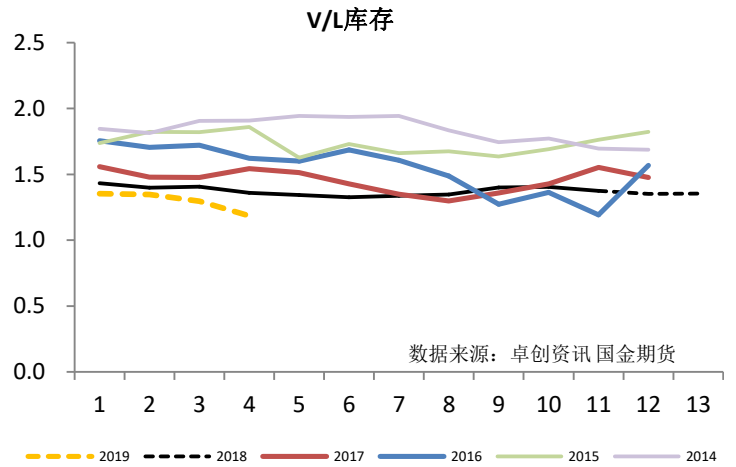
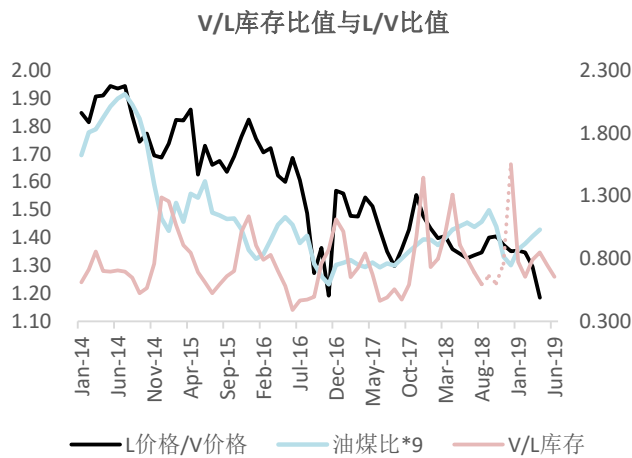
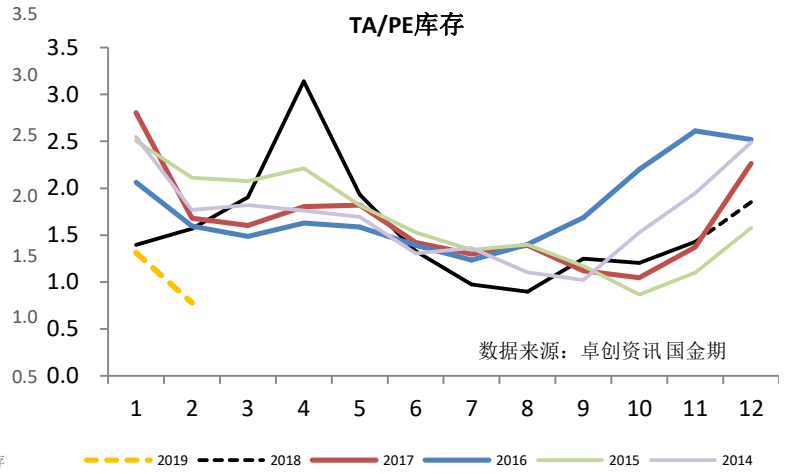
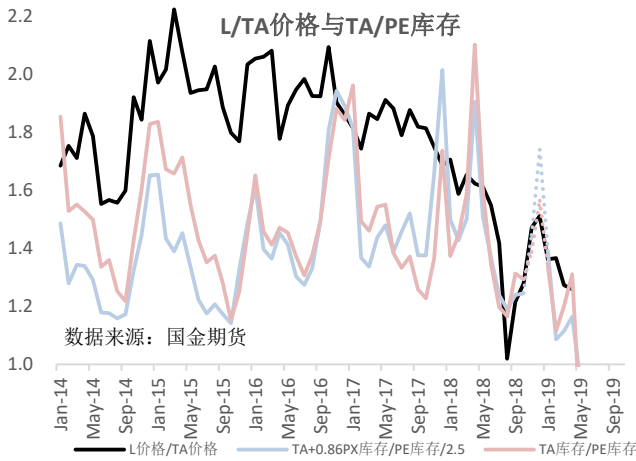




未来多品种库存比值预估与跨品种比价预估 (仅作参考)

备注: (1) 平衡表每周变动, 变量多 (2) 所用库存均为平衡表自估库存, 非实际库存数据 (3) 频率为月度, 虚线为平衡表预估库存变化





国金期货有限责任公司
联系电话: 020-38094187

风险提示及免责声明

本报告由国金期货有限责任公司制作, 未获得国金期货有限责任公司授权, 任何单位和个人不得对本报告进行任何形式的修改、复制和发布。本文部分图片、音频、视频来源于网络搜索, 版权归版权所有者所有, 如有侵权请联系我们予以删除。本报告基于公开资料或实地调研资料, 但本公司对这些信息的准确性和完整性不作任何保证, 报告中的信息或所表达的意见不构成投资、法律、会计或税务的最终操作建议, 本公司不就报告中的内容及最终操作作任何担保。同时提醒期货投资者, 期市有风险, 入市须谨慎。